

# ROYALE

## PRESSURE RELIEVING DAY CHAIR RANGE

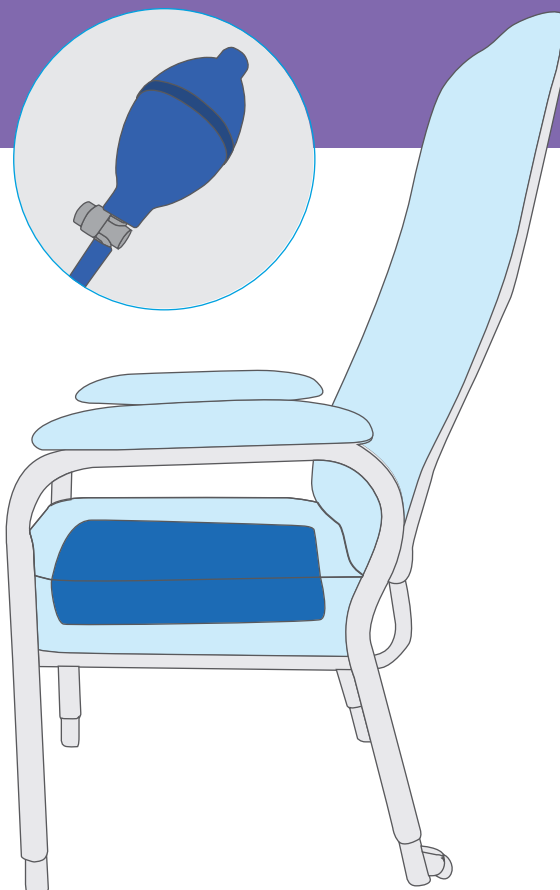
Engineered for pressure relief.  
Designed for everyday comfort.



Exclusive to ILS, the Royale Pressure Relieving Day Chair range integrates advanced pressure care technology with ergonomic design to support optimal positioning and skin integrity.

Available in high back and low back models with adjustable air bladders for tailored pressure management in home or care settings.

# Ease the Pressure



## Adjustable Air Bladder System with Foam Inserts

The innovative air bladder system is integrated into the seat and allows personalised adjustment with a simple hand pump.

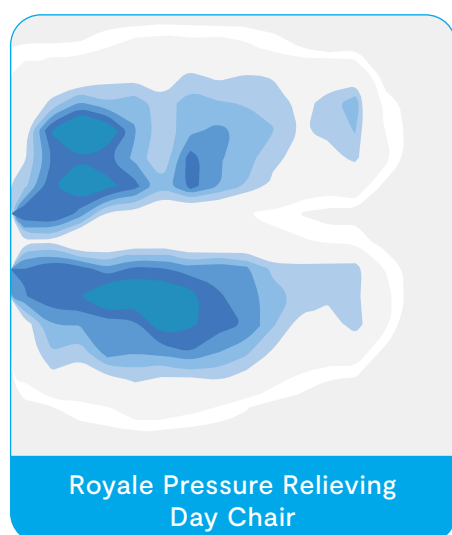
This function allows redistribution of pressure to support comfort and skin protection for those at higher risk of pressure injuries.

- Personalised inflation control
- Enhances pressure redistribution
- Integrated in seat for targeted pressure relief

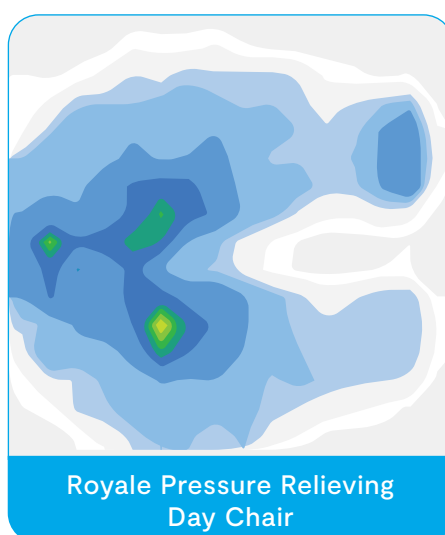
## Evidence in the Results

Pressure mapping demonstrates the Royale Pressure Relieving Day Chair range provides superior pressure redistribution when the air bladder is adjusted correctly.

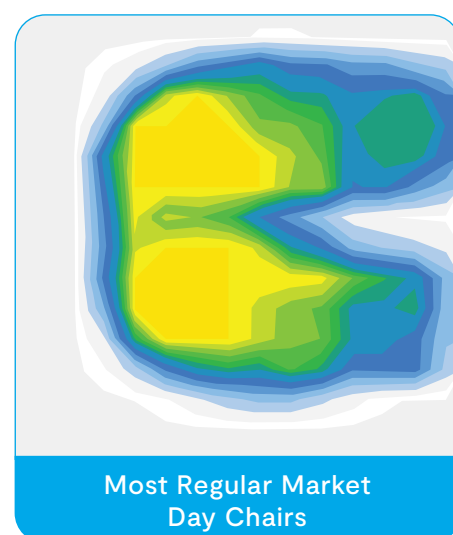
Testing shows the range provides significantly better pressure relief compared with both a deflated bladder and regular market day chairs, highlighting the critical importance of correct adjustment and the advanced support this range offers.



Optimally adjusted  
with air inflation



Non-optimally adjusted  
with complete air deflation



Without pressure cover  
or air adjustability



High pressure

Medium pressure

No pressure

# Designed with Individual Needs in Mind

## Postural Support and Comfort

- Contoured backrest promotes healthy posture
- Padded armrests reduce strain and support safer transfers
- Adjustable air bladder tailors pressure redistribution for comfort and stability
- Ergonomic design supports prolonged sitting comfort

## Four-Way Stretch Breathable Fabric

- Reduces shear and friction for skin protection
- Promotes airflow and manages moisture
- Easy to clean for ongoing hygiene

## Custom Fit

- Seat height adjusts to suit individual needs
- Supports safer transfers

## Durable and Low-Maintenance

- Strong steel frame for long-term use
- Powder-coated finish for easy cleaning and maintenance

## Practical in Any Indoor Space

- Effortless repositioning with rear castors
- Suitable for home and clinical settings



# Specifications & Size Options

## Day Chair Options

High Back  
Standard



High Back  
Wide



Low Back  
Standard



Low Back  
Wide



### Optional Matching Legrest

- Upholstered in four-way stretch fabric for consistent support and skin protection
- Height-adjustable design for tailored positioning
- Provides comfort with supportive foam only – no air bladder included

## Specifications

Specifications	High Back Standard	High Back Wide	Low Back Standard	Low Back Wide	Legrest
Code	S338331	S338332	S338333	S338334	S338335
Overall Width	72 cm	82 cm	72 cm	82 cm	50 cm
Overall Depth	62 cm	70 cm	62 cm	70 cm	40 cm
Seat Width	50 cm	60 cm	50 cm	60 cm	50 cm
Seat Depth	44 cm	44 cm	44 cm	44 cm	40 cm
Seat to Floor Height	42 – 52 cm	42 – 52 cm	42 – 52 cm	42 – 52 cm	43 – 55 cm
Backrest Height	74 cm	74 cm	48 cm	48 cm	–
Safe Working Load (SWL)	205 kg	205 kg	205 kg	205 kg	205 kg