


SOVEREIGN S7

GAME CHANGING FOAM INNOVATION



Game-Changing Foam Innovation

The Sovereign S7 Mattress addresses the key aspects of skin integrity and safety; Mobility, Pressure, Microclimate and Shear.

- ✓ Mobility
- ✓ Pressure
- ✓ Micro-climate
- ✓ Shear





Sovereign S7. Game Changing Foam Innovation

The Sovereign S7 is the culmination of years of development and clinical feedback, resulting in the most-advanced foam surface for the combination of support, care, comfort and longevity.

Utilising foam technology exclusive to Forté Healthcare and manufactured specifically for users seeking a higher care surface, the S7 is an adaptive mattress designed to meet individual requirements.

Features

Advanced Pressure Redistribution

- » Airoform memory foam gel upper conforms naturally to the shape of the body for optimal contact with the surface and equalized pressure redistribution
- » Individual cells within the adaptive Ventraflow® layer contour to the body profile for deep immersion and envelopment of bony high-risk areas.
- » Cells are zoned to ensure support is posturally aligned. Pressure redistribution is maintained relative to the applied weight in the area.

Breathability and Improved Micro-Climate

- » Next generation Ventraflow® provides unrestricted Air Movement which takes heat and moisture away from pressure areas with the unique Air Channel System.
- » Full Side-to-Side and End-to-End air flow channels balances internal mattress conditions with external temperature and humidity, minimising localised hotspots.

Heel Slope

- » A subtle integrated heelslope at 5 degrees gently transfers pressure away from the critical heel region.

Reduced Friction/Shear

- » When the skin sticks to a surface during body movement, it creates a force that stretches the tissues beneath the surface, known as 'shear'. As a major contributor to pressure injuries, mattress selection with insufficient shear protection will impact skin integrity.

Shearing is addressed with the following features;

Multiple Anti-Shear Layers

- transfers shear forces deep within the mattress

Compartmentalised Design

- keeps immersion layer aligned with the user throughout full bed movements. Lycra, high-stretch breathable SuperShear® inner cover allows controlled movement between mattress layers.


Dual Immersion Design - Ventraflow® engineered foam technology provides dynamic bi-directional absorption of micro-movements.

Mobility, Independence & Ease of Repositioning

- » Ultra-high rebound foam technology makes it easier to roll and reposition.
- » The unique response technology within the anatomical Ventraflow® system and Airoform® layers ensures high reactivity to movement, resulting in immediate response to posture changes without compromising on pressure care.

Safety and Falls Prevention

- » Proprietary technology enables integrates high-support foam within the engineered Ventraflow® system, creating high support edges for safe transfers and repositioning without compromising breathability.
- » Inbuilt strengthened sides provide structural support during transfers.




Two-sided Immersion Interface

- » Memory Gel: For optimal Cooling
- » Response Soft: For optimal Repositioning

Personalised Comfort and Enhanced Repositioning


- » Greater Versatility with Both Airoform Cool Gel & Airoform Response
- » Reversible comfort immersion layer;
 - o Airoform® cooling Gel memory foam. Improved body temperature regulation
 - o Airoform® Response. Highly elasticity for reduced effort while repositioning



Choice of Covers

Luxury Homecare**

Premiflex Ultra Waterproof



The Choice of 2 Covers ensures optimal comfort and suitability to users needs



- » The open-weave, fully breathable and 4-way stretch homecare cover delivers excellent microclimate conditions and comfort, particularly suited to long-term in-home care applications. Benefits include;
 - o Soft, 'domestic' comfort feel suiting clients sleeping in partner bed configurations or simply desiring a 'less-medical' appearance and feel.
 - o Custom material, Australian made to unique Forté specifications for excellent pressure care
 - o Removable, washable and replaceable
 - o Ideal for hot climates



- » The Premiflex Ultra Cover option provides renowned, proven and trusted performance for clients requiring Pressure care along with hygiene and barrier protection against fluid ingress. The Premiflex Ultra Cover technology has been developed by Forté from years of clinical feedback including association with leading hospital facilities and offers clients;
 - o Extreme resistance to cleaning and disinfection agents
 - o Excellent longevity
 - o Moisture-Vapour Permeable for optimised microclimate conditions and skin integrity
 - o Breathable Base – any moisture accumulation within the cover at the base has the ability to be drawn through the base material, improving conditions within the cover
 - o Fully removable, washable and replaceable
 - o Smooth, wipe-clean and comfortable

PRODUCT RATINGS		PRODUCT	
SHEAR & FRICTION	0 ————— 5	OUTER COVER	Premiflex Ultra or Luxury Homecare
REPOSITIONING	0 ————— 5	WARRANTY	Premiflex Ultra 5 Year Foam Core 4-Year Cover
INFECTION CONTROL [^]	0 ————— 5		Luxury Homecare 2 years
FIRMNESS	0 ———— 5	THERAPUTIC WEIGHT RANGE	30-250kg*
MOISTURE & MICROCLIMATE	0 ————— 5	APPLICATIONS	» Hospital Wards
PERFORMANCE & LONGEVITY	0 ————— 5		» Aged Care
MOBILITY & FUNCTION	0 ————— 5		» Palliative Care
PRESSURE CARE RATING	MEDIUM - HIGH Risk		» Home Care**
		CAN BE CUSTOMISED TO FIT ANY BED PLATFORM	

*For 2 user mattresses (Queen/King) Therapeutic Weight Range is per user
 ** Due to infection control standards Luxury Homecare can only be used in Homecare
 ^ Premiflex Cover Only

Clinical Pressure Mapping

Pressure Mapping for the Sovereign S7 was completed using the RESNA/ NPIAP 50th Percentile Male Mannequin. The test dummy is manufactured in such a way that the major bony prominences of the human body are exaggerated, exhibiting peak pressure with no soft tissue.


It would seem an initial PM view of the bony prominences (Occiput, Scapula, Sacrum, Heels etc.) appears excessive for a short interval however, the human body in fact becomes exponentially more vulnerable for these 'at-risk' regions over a longer interval with the "Damage-Spiral Initial Direct Deformation of the skin leading to Internal Inflammatory Response and then Ischemia," [1] At Forté Healthcare we utilise this Pressure Mapping test, employing the use of the RESNA Mannequin, as an essential tool in our Research & Development, ensuring every customer has a Support Surface performing to its peak. Additionally we can help minimise prevalence of Pressure Injuries.

Please note: Pressure Mapping is a commonly used tool in attaining clinical data on Interface Pressures, however Forté Healthcare acknowledges "it cannot be used to conclude on internal stresses and the stress concentration levels in deep vascularised tissues, particularly muscles." [2] The Pressure Mapping example provided by Forté Healthcare is only intended for use as a clinical aid, "rather than a replacement to clinical judgement." [3]

[1] Gefen A. The future of pressure ulcer prevention is here: Detecting and targeting inflammation early. EWMA Journal 2018 19(2)

[2] A. Gefen & J. Levine (2007) The false premise in measuring body-support interface pressures for preventing serious pressure ulcers, Journal of Medical Engineering & Technology, 31:5, 375-380, DOI: 10.1080/03091900601165256

[3] Dunk AM & Gardner A (2016) Body shape: a predictor for pressure injury risk, Wound Practice and Research, 24:2, 92-98, ISSN 2202-9729




TEKSCAN PRESSURE MEASUREMENT

System	7.20C
Rows	104
Sensel Area	2.89008cm ²
Micro Second	0
Sensor Type	5400D
Cols	34
Seconds per Frame	0.010319
Units	mmHg

PRESSURE MAPPING PARAMETERS

Bed Surface	Sovereign S7, Pressure Redistribution Mattress
Subject	RESNA 50th Percentile Male Mannequin
Weight	81.2kg
Sensor Type	Tekscan BPMS, Type 5400D
Bed Base	N/A
Position	Supine



	SINGLE	LONG SINGLE	KING SINGLE	LONG KING SINGLE	EXTRA WIDE	EXTRA WIDE LONG
						
Size (mm)	1980x880x185	2030x880x185	1980x1050x185	2030x1050x185	1980x1150x185	2030x1150x185
Product Code	ALS1000	S7SL1000	S7KS1000	S7KSL1000	S7EW1000	S7EWL1000
	DOUBLE	LONG DOUBLE	QUEEN	LONG QUEEN	KING	LONG KING
						
Size (mm)	1980x1350x185	2030x1350x185	1980x1530x185	2030x1530x185	1980x1850x185	2030x1850x185
Product Code	S7D1000	S7DL1000	S7Q1000	S7QL1000	S7K1000	S7KL1000



Manufactured in Australia, Fully Customisable

- » The Sovereign S7 can be ordered in any custom size. This includes modifications available for the length, width and thickness
- » The Sovereign uses a combination of Australian and European raw material technology and is fully manufactured by Forté in Armidale, Australia

S7



All mattresses are made by Forté Healthcare in Armidale NSW
in accordance with all Australian manufacturing and clinical standards.

GAME CHANGING FOAM INNOVATION



www.fortehealthcare.com.au | 1300 73 11 63 | sales@fortehealthcare.com.au

© Copyright 2023 Forté Healthcare AL1 V-3.0 - 03/23