

# HERO

## **User Manual - S13823**

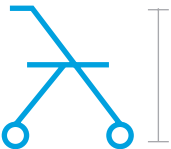
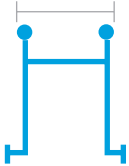




---

Tutor Plus  
Forearm Walker  
200kg



Forearm Walker - Hero Medical Tutor Plus  
Hero Medical 200kg (Folding/Collapsible Portable)



HEIGHT	WIDTH	HANDLE LENGTH	FOREARM GUTTER LENGTH	FOREARM GUTTER WIDTH	MAX S.W. L.
					
99.5 -123.5cm	59.5cm	37.5 - 47.5cm	19cm	14cm	200kg

### Assembly Instructions

1. Please remove contents from packaging
2. Un-fold the walker and secure into the open position with side frame locks
3. Place gutter adjustment poles in the opening at the top on both sides of the walking frame
4. Using the bolt secure into position until tight
5. Place handle pole in hole underneath the forearm gutter and tighten with screw provided

## **Maintenance Instructions**

The unit should be inspected prior to daily use

1. Check castors rotate and spin without any hindrance
2. Check frame and supports for any sign of fracture or damage
3. Ensure the adjusters are secured and undamaged
4. Ensure forearm gutter foam are intact and the stitching is not compromised

## **Cleaning Instructions**

1. Please wipe over with a warm damp cloth
2. Do not spray or submerge in water
3. Wipe fabric with warm damp cloth without detergent

## **A warning**

Please take caution of pinching when folding and unfolding the walker



**SWL : 200kg**

- This product is designed to be used daily in the home or community setting