

# ROYALE

## Multi-Motion Bed

Adjustable homeware beds that offer superior functionality and an enhanced sleep experience.





# Experience Functional Excellence

Introducing the Royale Multi-Motion adjustable home care bed, carefully crafted to meet the clinical needs of users while seamlessly integrating into any home environment.

With full hospital-grade profiling functions, it prioritises user comfort, positioning, and safety. Available in various sizes with a range of accessories to cater to an individual's functional and clinical requirements.

In addition to its functionality, this bed features a modern design that effortlessly complements any home decor, ensuring seamless integration into your living space.




# Elevate Your Sleep Experience

## Independent Movement Functions



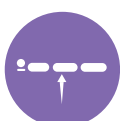
### Back Rest

Enables independent adjustment of the upper bed section, including the head and upper body, for personalised positioning. Enhances comfort, postural support, and ease of transfers.



### Knee Break

Allows independent elevation of the bed's knee area. Helps improve circulation and alleviate lower back and leg pressure, providing personalised comfort for various activities like reading, watching TV, or relaxing.



### Height

Raise and lower the entire bed to enhance accessibility for the user and carer, providing better ergonomics during user care while reducing risk of poor manual handling.



### Trendelenburg

Allows a user to be positioned in supine (lying flat on their back) with their feet elevated above their head, or in reverse Trendelenburg, with their head elevated higher than their feet.



## Clinical Justification

**Positioning for pressure area care and other medical conditions:** Four function bed including backrest adjustment, knee break, bed height adjustment and bed tilt.

**Falls prevention:** Ultra-low design decreases the distance between the bed and the floor, reducing the risk of serious injury.

**Compatibility with other equipment:** Sufficient under-bed clearance for patient transfer devices.

**Ease of use:** Hand control is back lit for night-time use with easy press buttons and connected to the bed base to reduce risks of hand control misplacement.

**Simple to move:** Adjust bed placement with ease. Equipped with eight smooth-swivel castors, with one lockable castor on each corner.

**Safety:** Battery backup in the event of a power outage. Bed height adjustment for safer independent transfers and for carer manual handling tasks.




# Customise Your Comfort



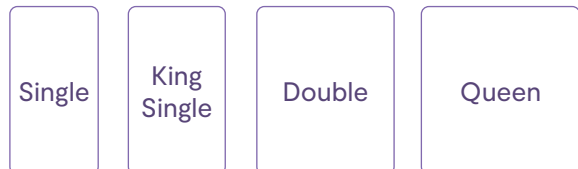
## Upholstery

Industrial grade, soft-touch woven fabric is available in 2 contemporary colours: Ardo Grey and Jet Black to suit your personal style.



## Size Options

Available in 4 sizes to suit the size of your living space:



## Head Board

Ultra padded headboard acts as a plush protective barrier to prevent pillows, cushions, and positioning aids from slipping.\*



## Foot Board

Ultra padded footboard acts as a plush protective barrier to prevent pillows, cushions, and positioning aids from slipping.\*



\*Please note headboards and footboards are non weight bearing (lateral and vertical)

# Explore Accessories for Safety & Support

Safety within a home care environment is essential to ensuring user and carer peace of mind. The Royale Multi-Motion Bed comes equipped with inbuilt safety features including battery back-up and padded bed surrounds. To further promote user safety, additional accessories can be purchased which can provide extra comfort, reassurance, and support.

Bed rails can assist with falls prevention, enhanced stability during transfers, therapeutic positioning, as well as provide a sense of security.

## 3/4 Length Side Rails (pair)

Assists with user positioning, mobility, falls prevention and safety. Provides maximum user enclosure and ideal for higher risk users with caregivers.



## Wide Side Rail (each)

Assists with user positioning, mobility, falls prevention and safety. Provides moderate user enclosure and ideal for sit-to-stand transfers.



## Bed Stick (each)

Assists with user positioning, mobility, falls prevention and safety. Provides minimal user enclosure and ideal for sit-to-stand transfers.



## IV Pole (each)

Provides support for in-bed intravenous treatments.



# Range Specifications & Product List

Specifications	Single	King Single	Double	Queen
Overall Width	100cm	115cm	143cm	158cm
Overall Length	214cm	214cm	214cm	214cm
Mattress Platform Width	90cm	105cm	135cm	150cm
Mattress Platform Length	203cm	203cm	203cm	203cm
Mattress Platform Height	21–64cm	21–64cm	21–64cm	23–65cm
Overall Height	24–69cm	24–69cm	24–69cm	24–67cm
Back Rest Angle Adjustment	0° to 60°	0° to 60°	0° to 60°	0° to 60°
Knee Break Angle Adjustment	0° to 45°	0° to 45°	0° to 45°	0° to 45°
Trendelenburg Tilt Degree	0° to 13°	0° to 13°	0° to 13°	0° to 13°
SWL (inclusive of accessories)	210kg	210kg	310kg	310kg

Product List	Single	King Single	Double	Queen
<b>● Ardo Grey</b>				
Bed	S306616	S306614	S306612	S306618
Head Board	S306638	S306634	S306632	S306636
Foot Board	S306630	S306626	S306624	S306628
<b>● Jet Black</b>				
Bed	S306615	S306613	S306611	S306617
Head Board	S306637	S306633	S306631	S306635
Foot Board	S306629	S306625	S306623	S306627

Accessories				
3/4 Length Side Rails S306641	Wide Side Rail S306643	Bed Stick S306640	IV Pole S306639	

## Quality Assurance

ILS is dedicated to providing the highest quality in assistive technology equipment, which is why all our Royale Medical products are registered with the Therapeutic Goods Administration (TGA) and certified to the Australian/New Zealand Standard (AS/NZS).

- TGA Registration (ARTG: 389030)
- AS/NZS IEC 60601.1:2015
- IEC 60601-2-52 (Edition 1.1 2015-03)

## Warranty

All Royale Medical Beds have a 2-year warranty on electrical components and 10-year warranty on steel frame.

Terms and conditions apply: 2-year electrical component warranty covers electronics including hand control, actuators, and control box. (Excluding battery backup which is 1-year). 10-year on steel frame and 5-year structural warranty on timber frame.