

USER INSTRUCTION MANUAL

Oxford[®] Comfort Access Padded Sling (with Head Support)

To avoid injury, read user manual prior to use. For alternative languages, contact your authorised service provider.



Introduction

The Oxford® Comfort Access Padded sling with head support has been designed specifically to facilitate the toileting process, allowing easy access to clothing. For use in conjunction with a 4-point positioning cradle, the patented Securi3 clip system ensures no inadvertent detachment of the sling. It is not a general purpose sling and will only suit approximately 25% of clients.

Special Sling Orders

On occasions, material, dimensional and other changes outside of the standard specification are requested. Please be advised, that aside of any model specific references, fitting, washing and safety guidelines remain applicable. If you are in any doubt, please contact your authorised Oxford service agent or Joerns Healthcare directly.

Statement of Intended Use

A sling is an item of moving and handling equipment that is used with a mechanical lift in order to facilitate the transfer of a patient. It comprises a specially designed and constructed piece of fabric that is placed under and/or around a patient before being attached to the spreader bar/cradle of a lift to raise, transfer and lower the patient. When selected and used correctly, a sling and lift combination will achieve a safer transfer and reduce the risks associated with manual handling.

It is the responsibility of a competent person to conduct a thorough risk assessment prior to using any sling, to ensure that the sling choice, method of positioning in the sling and procedure for transfer has been correctly determined for the patient. For further guidance, please contact your authorised Oxford Service Provider or Joerns Healthcare.

FOR USE WITH PASSIVE LIFTS ONLY.

Expected Service Life

The expected service life of an Oxford sling will vary dependent on use and following the care and washing instructions provided in the user guide. Factors such as wash temperature, detergents, frequency of use and patient weight will impact on the lifetime of your sling. Joerns Healthcare recommend that slings are checked each and every time prior to use to ensure the safety of the patient. Bleached, torn, cut, frayed or broken slings are unsafe and must be discarded and replaced. It is a requirement under LOLER (Lifting Operations and Lifting Equipment Regulations 1998) that slings are thoroughly checked and passed fit for use. For further advice, please contact your authorised Oxford Service Provider or Joerns Healthcare.

Serious Incident Reporting

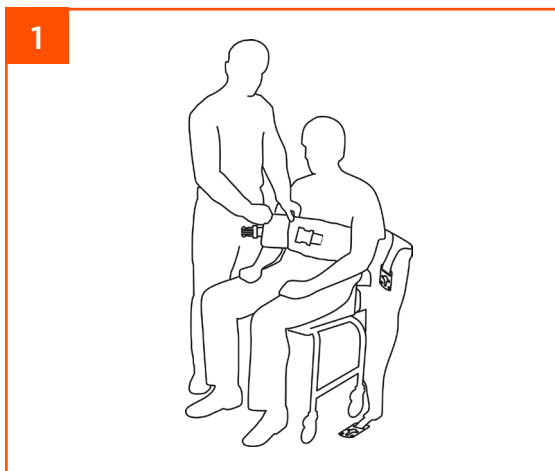
In the event of a serious incident taking place during use of this product, affecting the patient and/or care-giver, it must be reported to the product manufacturer or authorised distributor. Should the incident take place within the European Union (EU), it must also be reported to the local competent authority within the member state.



- OXFORD RECOMMENDS THE USE OF GENUINE OXFORD PARTS. Oxford sling and lift products are designed to be compatible with one another. For country specific guidance on sling use and compatibility, please refer to the sling label or contact your local market distributor or Joerns Healthcare.

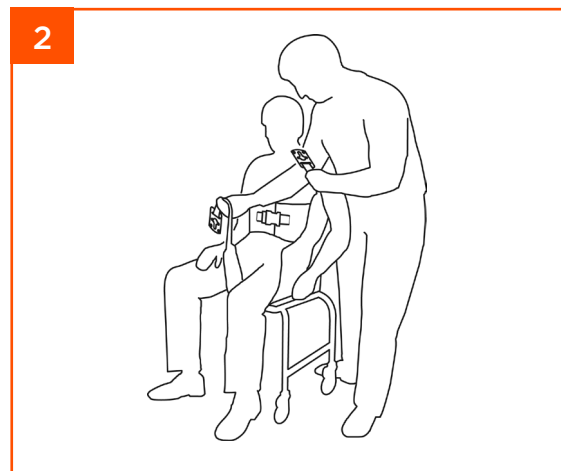
- For the safety of the patient and carer; before using a sling a full risk assessment must be conducted to ensure that the correct sling choice, method of positioning in the sling and procedure for transfer has been determined for the patient.
- CHECK sling and stitching before each use. Using bleached, torn, cut, frayed or broken slings is unsafe and could result in serious injury or death to the patient.
- DO NOT alter slings. Destroy and discard worn slings.
- NEVER leave a patient unattended.
- DO NOT exceed the rated capacity of the sling or lift.
- DO NOT attempt to re-position a patient by pulling on the sling loops.

Fitting the Sling from a Seated Position

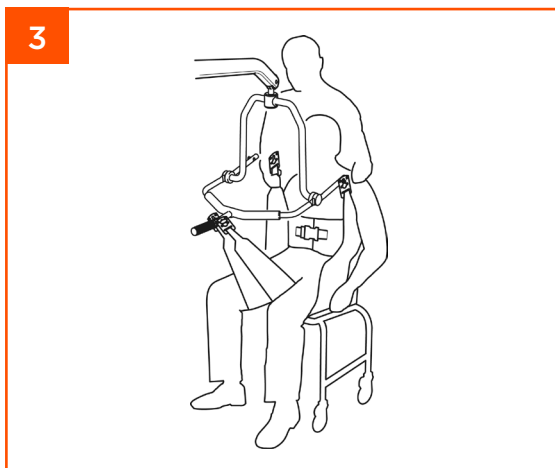


Place the sling down the back of the client and position just beneath the shoulder blades and above the belt line. Attach the buckle strap around the front of the client. There is no need for the buckle strap to be tight. The buckle strap is a positioning mechanism and not a restraint.

NOTE: Padding behind the buckle straps does not need to overlap.

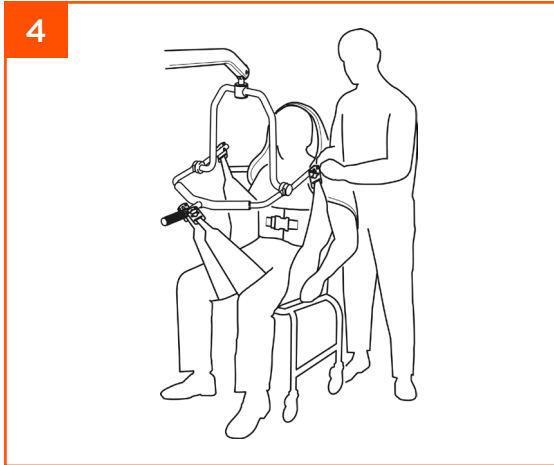


Raise the client's leg and feed the leg strap under and up between the legs. Ensure that the sling fabric is not twisted or creased under the thigh. Repeat this procedure for the other leg.



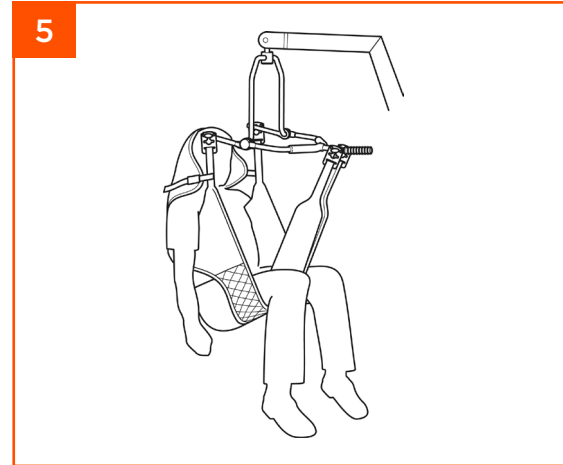
Cross over the leg straps and attach to the 4-point cradle using the leg strap attachment points. Raise the hoist and attach the shoulder straps to the 4-point cradle using the shoulder attachment points (see diagram opposite).

NOTE: The hoist may move towards the client.



Position the head support around the back of the client's head. Attach the head support strap buckle and adjust the strap and buckle until the client's head is comfortably supported.

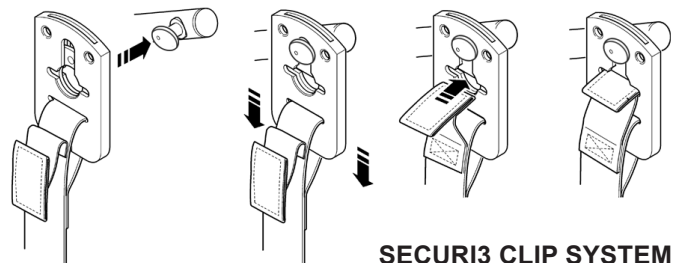
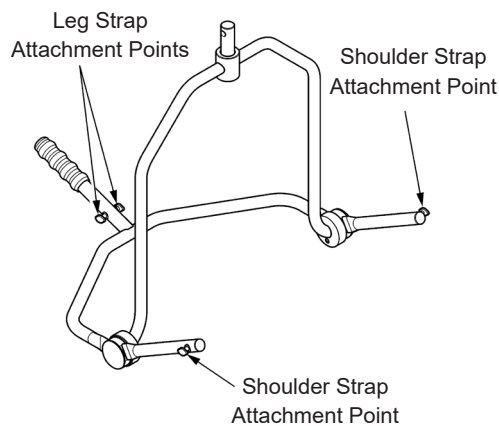
NOTE: This sling is not recommended for use from a lying position.



Raise the hoist to the required height. When reseating the client, apply light pressure on the client's thigh(s) to ensure good posture is maintained.

NOTE: The thigh straps positioned on the leg supports and the aperture are designed to provide additional support for the client if required. Adjust to suit client comfort.

Fitting the Sling to the 4-Point Cradle



When fitted to the patient, the sling is connected to the 4 point cradle by using the Securi3 clip system (step by step guide as follows). To remove, simply reverse this procedure.

PLEASE NOTE:

1. The client's posture can be altered by pushing down on the 4-point cradle pivot handle (see above).
2. Attach Securi3 clips to the cradle as described above.
3. Ensure all green safety loops are visible before lifting.

Technical Specifications

STANDARD	BS EN ISO 10535
----------	-----------------

Sizing & Safe Working Load

SIZE	SAFE WORKING LOAD
PAEDIATRIC (BROWN)	500lbs / 227kg
SMALL (RED)	500lbs / 227kg
MEDIUM (YELLOW)	500lbs / 227kg
LARGE (GREEN)	500lbs / 227kg
EXTRA LARGE (BLUE)	500lbs / 227kg

For more information on sling dimensions, please contact us. For guidance on sling application, visit www.oxfordslingsselector.co.uk.

Key Symbols

The following symbols are used for the Oxford Comfort Sling.



This product is a Medical Device in accordance with EU Medical Device Regulation 2017/745.



ATTENTION, consult accompanying documents.



Refer to the user instructions before use.



Certification mark indicating conformity with the applicable requirements for products sold within Great Britain.



A point of contact between the non-European medical device manufacturer, the national Competent Authorities (Ministry of Health) and Notified Bodies.



A unique device identification intended to provide single, globally harmonised positive identification of medical devices through distribution and use.



Indicates the entity importing the medical device into the locale.

Washing Instructions & Safety Checks



Machine wash at 85°C.



DO NOT wash with bleach. Bleach will damage the sling's material and make it unsafe for use.



Cool tumble dry, air dry or dry at very low temperature.



DO NOT dry clean.



WARNING

Slings can suffer damage during washing and drying and should be checked carefully before each use. [Scan QR code or click here for important sling safety checks and information.](#)

PLEASE NOTE: Additional slings are available to meet individual patient needs. We advise that you always seek the advice of a trained clinician, authorised Oxford distributor or Joerns Healthcare prior to purchase or use.

End of Life Disposal

Slings and associated material accessories should be sorted as combustible waste in accordance with local or national regulations.



At Enable we source quality, affordable and innovative products globally and have them available for fast delivery. But we do more than just provide products.

We give the knowledge and support to help our customers grow their business and deliver better life care.



ENABLE LIFECARE PTY LTD

T 1300 370 370

enablelifecare.com.au