
Oxford[®] Acces Padded Slings





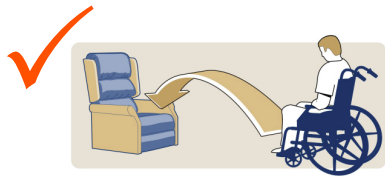
Access Padded

The Oxford® Access Padded sling has been designed specifically to facilitate the toileting process by allowing excellent access to clothing. It is an easy to fit sling, fully padded for additional comfort and provides access to allow the removal of clothing. It is not a general purpose sling and will only suit around 25% of clients.

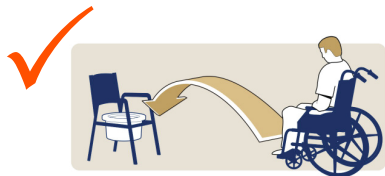
- ✓ Available with or without head support
- ✓ Adjustable body belt for added support and security
- ✓ Non-slip back section ensures the sling does not 'ride up'
- ✓ Colour coded binding indicates sling size
- ✓ Coloured attachment loops promote correct/safe positioning
- ✓ Can be customised to fulfil patient specific needs



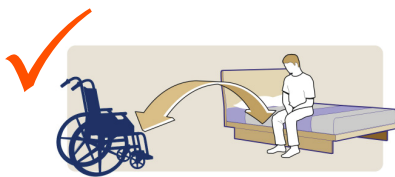
WITH HEAD SUPPORT



Chair to Chair



Chair to Commode/Toilet



Bed to Chair/Chair to Bed
(From seated position only)

Size	Padded	Padded with Head Support	SWL
XS	LG6245	LG6235	227kg
S	LG6246	LG6236	227kg
M	LG6247	LG6237	227kg
L	LG6248	LG6238	227kg
XL	LG6249	LG6239	227kg





At Enable we source quality, affordable and innovative products globally and have them available for fast delivery. But we do more than just provide products.

We give the knowledge and support to help our customers grow their business and deliver better life care.



ENABLE LIFECARE PTY LTD

T 1300 370 370

enablelifecare.com.au