


# PRODUCT MANUAL


## Product Features

 Constant Current & Voltage (CC & CV)

 Multi-stage Charging

 Built-in Microcontroller (MCU)

 Pulse Width Modulation (PWM)

 LLC Resonance and Synchronous Rectification

Note: These techniques will ensure system integrity and precisely control the charging voltage and current. The battery will be fully charged but not overcharged.

## What's in the Box

A Charger



A Manual



Cables




Happiness



## Operation Instruction

Please make sure the charger is firmly connected to the battery.



Note: Plug the charger into the battery after plugging into the standard AC outlet.

The charger will be turned off automatically after the battery is fully charged.

Unplug the charger from AC outlet when the charger is not in use.



Note: Unplug the charger from AC outlet before unplugging the battery.

Some chargers are not designed to carry with the vehicle.

Please make sure the voltage from AC outlet matches that required by the charger.

Please read the product manual carefully before using the charger.

We will not be responsible for any improper operations.

## Safety Information

NEVER store the charger outdoors - always store indoors when not in use.

NEVER set the output cable, power cord and the charger on a wet surface.

NEVER use the charger with defective power cord and damage wires.

NEVER attempt to plug in the charger using wet hands or in an extremely humid environment.

NEVER place the charger directly under the sun.

NEVER use the charger in inflammable and explosive areas.

NEVER cover the vent on the charger and keep the vent 10cm away from other objects.

NEVER disassemble, repair and modify the charger.

ALWAYS unplug charger from AC outlet before attempting any maintenance or cleaning.

ALWAYS place the charger in a clean and ventilated environment while charging.

ALWAYS plug in and unplug the AC power cord by grasping the plug and DO NOT DRAG THE POWER CORD ITSELF to reduce risk of damaging power cord.

Correct



Incorrect

In case of malfunction, please contact our customer support.

## Limited Warranty

We guarantee that every charger has been tested before shipping. Please contact the customer support immediately, if there are any damages to the charger. Following the shipping date, we offer a 12-month warranty. And this warranty applies to the charger only. The replacement or repair of other products shall be at the expense of the owner.

The warranty is void if:

- Warranty period has passed
- No receipt or invoice
- The damage is caused by improper operation
- The owner does not follow this instruction.
- The damages caused by force majeure