



SKU:

ROYALE PRESSURE RELIEVING LIFT CHAIR (TWIN MOTOR)

\$3,199.99




Exclusive to Independent Living Specialists, the Royale Air Pressure Relieving Lift Chair is designed to accommodate extended seating periods and is intended for use by individuals at risk of pressure injury.

It has a unique air bladder system within the headrest, lumbar and seat cushions and is upholstered with a medical-grade fabric designed to help reduce the risk of pressure injuries. The Royale Air Pressure Relieving Lift Chair has been clinically tested and proven by an independent test lab to reduce pressure in common seating positions. The chair is easily moved and stays put once in place, due to large, easy to use front swivel and back locking castors.



Scan QR code to
view product online

VARIATIONS

Image	SKU	Price	Description	Sizes
	S307655	\$3,199.99		Small
	S307656	\$3,199.99		Medium
	S307657	\$3,199.99		Large

PRODUCT DESCRIPTION

Features

- Unique pressure relieving system with adjustable air bladders located in the headrest, lumbar and seat.
- Integrated pumps allow pressure adjustments according to the needs of the user and can be neatly tucked away.
- Includes a set of four large swivel castors that can be installed onto the chair for ease of movement on any surface. The rear castors have brakes on them for added safety.
- Medical grade, soft, breathable, four way stretch fabric is specially designed to reduce the risk of pressure injuries. This fabric covers all contact areas of the chair.
- Twin motor allows for fully independent backrest and footrest adjustments.
- Soft vertical lift action to enable safe, easy movement and transfer out of the chair.
- Hand control with back lit buttons and USB port to charge your electrical devices, which can be stored in large pockets on both sides of the chair.
- Backup power supply for peace of mind.
- 2-year warranty on all electrical and structural components.

Single vs twin vs quad motor lift chairs - what's the difference?

All ILS lift chairs have a lifting action, to support the user to stand from a seated position.

- Single motor chairs move the back rest and leg rest at the same time.
- Twin motor chairs allow the backrest and leg rest to move independently of each other, typically allowing for a greater degree of leg elevation and greater degree of recline compared to a standard single motor chair.
- Quad motor chairs allow independent movement of headrest, lumbar, backrest and footrest allowing for the greatest level of re-positioning of all chairs.

ADDITIONAL INFORMATION

Brand	Royale Medical
Max SWL	160 kg
Backrest Height	Small: 680 mm / Medium: 720 mm / Large: 740 mm
Seat Height	Small: 480 mm / Medium: 520 mm / Large: 520 mm
Seat Depth	Small: 500 mm / Medium: 500 mm / Large: 530 mm
Seat Width	Small: 500 mm / Medium: 500 mm / Large: 595 mm
Overall Width	Small: 750 mm / Medium: 750 mm / Large: 820 mm
Overall Height	Small: 1060 mm / Medium: 1060 mm / Large: 1060 mm
Sizes	Small, Medium, Large
Warranty	2 years