

SKU:

PRIDE C6 ELECTRIC RECLINER LIFT CHAIR - TWIN MOTOR

\$2,199.99





The Pride C6 Lift Chair is a quiet and smooth twin motor lift chair that features a three position lift system. An excellent choice for an affordable medium to large chaise lounger. An integrated emergency battery back-up system ensures mobility in the event of power loss.



Scan QR code to
view product online



VARIATIONS

Image	SKU	Price	Description	Fabric
	S1874	\$2,199.99		Arctic Blue
	S301978	\$2,199.99		Merino Beige
	S1878	\$2,199.99		Blue Vinyl
	S0007	\$2,199.99		Chocolate

PRODUCT DESCRIPTION

The Pride C6 Twin Motor Lift Chair features a steel framework design with sewn pillow back design with fully removable upholstery components. A full length, fully padded and upholstered armrests the C6 is available in fabric upholstery and leather options.

Single vs twin vs quad motor lift chairs - what's the difference?

All ILS lift chairs have a lifting action, to support the user to stand from a seated position.

- Single motor chairs move the back rest and leg rest at the same time.
- Twin motor chairs allow the backrest and leg rest to move independently of each other, typically allowing for a greater degree of leg elevation and greater degree of recline compared to a standard single motor chair.
- Quad motor chairs allow independent movement of headrest, lumbar, backrest and footrest allowing for the greatest level of re-positioning of all chairs.

ADDITIONAL INFORMATION

Brand	Pride
Seat Height	480 mm
Seat Depth	530 mm
Seat Width	560 mm
Overall Width	710 mm
Overall Height	1060 mm
Max SWL	136 kg