

SKU:

## **PRIDE C6 ELECTRIC RECLINER LIFT CHAIR - TWIN MOTOR**

**\$2,199.99**





The Pride C6 Lift Chair is a quiet and smooth twin motor lift chair that features a three position lift system. An excellent choice for an affordable medium to large chaise lounger. An integrated emergency battery back-up system ensures mobility in the event of power loss.



Scan QR code to  
view product online



VARIATIONS

Image	SKU	Price	Description	Fabric
	S1874	\$2,199.99		Arctic Blue
	S301978	\$2,199.99		Merino Beige
	S1878	\$2,199.99		Blue Vinyl
	S0007	\$2,199.99		Chocolate

## PRODUCT DESCRIPTION

The Pride C6 Twin Motor Lift Chair features a steel framework design with sewn pillow back design with fully removable upholstery components. A full length, fully padded and upholstered armrests the C6 is available in fabric upholstery and leather options.

### **Single vs twin vs quad motor lift chairs - what's the difference?**

All ILS lift chairs have a lifting action, to support the user to stand from a seated position.

- Single motor chairs move the back rest and leg rest at the same time.
- Twin motor chairs allow the backrest and leg rest to move independently of each other, typically allowing for a greater degree of leg elevation and greater degree of recline compared to a standard single motor chair.
- Quad motor chairs allow independent movement of headrest, lumbar, backrest and footrest allowing for the greatest level of re-positioning of all chairs.

## ADDITIONAL INFORMATION

<b>Brand</b>	Pride
<b>Seat Height</b>	480 mm
<b>Seat Depth</b>	530 mm
<b>Seat Width</b>	560 mm
<b>Overall Width</b>	710 mm
<b>Overall Height</b>	1060 mm
<b>Max SWL</b>	136 kg