



SKU:

ROYALE MEDICAL 8" PREMIUM BARIATRIC SEAT WALKER





~~\$449.99~~ \$449.99

The Royale Medical Premium 8" Seat Walker combines lightweight design with enhanced durability for safe, stable mobility indoors and outdoors. Fitted with 8" flat ridged wheels for improved traction, it supports a 200 kg safe working load across low, medium and tall sizes, with 230 kg for the bariatric model. A light-touch handbrake system and enlarged rear frame spacing enhances usability, while the upgraded nylon bag offers concealed storage for personal items.



Scan QR code to
view product online

VARIATIONS

Image	SKU	Price	Description	Seat
	S11182	\$349.99		High
	S11181	\$349.99		Medium
	S11180	\$349.99		Low
	S11183	\$449.99		Bariatric

PRODUCT DESCRIPTION

The Royale Medical 8" Premium Bariatric Seat Walker combines strength with thoughtful design for individuals who require higher support during ambulation. Its reinforced frame accommodates a high safe working load, while the increased space between the rear wheels enhances gait clearance and walking comfort.

The walker includes flat-ridged 8" wheels for improved traction, ergonomic loop handbrakes with a light-touch braking system, and a padded seat and backrest for comfort during breaks.

An upgraded nylon storage bag offers concealed storage capacity, making it ideal for everyday use.

Who it's for

- For clients who need high-capacity walking support and a wider frame for safe, comfortable mobility.
- For therapists prescribing a durable, ergonomically designed walker in bariatric sizing with enhanced features.

Key features

- **Heavy-duty reinforced frame** - supports higher weight loads with durable, reinforced frame
- **200 kg safe working load** - for Low, Medium and Tall models
- **230 kg safe working load** - for Bariatric model
- **Widened rear frame spacing** - improves gait clearance for safer ambulation
- **8" flat-ridged wheels** - enhance grip and reduce instability
- **Light-touch loop brakes** - offer responsive control with minimal effort
- **Ergonomic height-adjustable handles** - promote safe, comfortable walking posture
- **Padded seat and backrest** - provide support during rest
- **Nylon storage bag** - offers secure storage for personal items
- **Simple folding mechanism** - enables compact storage and transport
- **Delivered partially assembled** - requires minimal setup

ADDITIONAL INFORMATION

Brand	Royale Medical
Weight Capacity / Max SWL	200kg and 230kg (S11183)
Overall height	Min 76cm Max 87cm Min 87cm Max 99cm Min 91cm Max 102cm
Overall length	70 cm, 70.5 cm, 70.5 cm
Overall width	60 cm
Seat depth	35 cm
Seating width	45 cm Bariatric seat width 55cm
Seat height	50cm, 55cm, 59 cm
Folded width	24.5cm
Castor size	20cm, 8 in
Unit weight	8.6kg – 9kg
Warranty	12 Months Warranty. Please note: Brake maintenance and adjustment is not covered under warranty.