



SKU:

ROYALE MEDICAL SIGNATURE MAYFAIR RECLINER LIFT CHAIR

\$0.00







Royale's Signature Mayfair recliner lift chair is made from high quality custom soft Angora fabrics features class in any setting and home décor.

The super-soft fabric finish means friction with skin is reduced and extra warm through cold winters and more breathable through hot summers.



Scan QR code to
view product online

VARIATIONS

Image	SKU	Price	Description	Colours
	S12207	\$1,399.99	Angora Symphony Blue Single Motor Spacesaver	
	S13175	\$1,399.99	Angora Mushroom Single Motor Spacesaver	
	S13174	\$1,399.99	Angora Dark Coffee Bean Single Motor Spacesaver	
	S13427	\$1,699.99	Angora Mushroom Twin Motor	
	S13176	\$1,699.99	Angora Symphony Blue Twin Motor	
	S13426	\$1,699.99	Angora Dark Coffee Bean Twin Motor	

PRODUCT DESCRIPTION

The Signature Mayfair recliner lift chair features the option of a unique Wall-Saving *Spacesaver technology* to allow positioning of the chair to be just 10cm away from the back wall without coming into contact.

Infinite Position Dual Motors are also available on the **Signature Mayfair Lift Chair**.

The Signature Mayfair recliner lift chair features a very comfortable 3 Section *Waterfall* Backrest Design for Optimum Comfort and Upper, Middle and Lower back support.

Quality foam and no sag springs provide supreme postural support.

Featuring quality branded actuators and American branded mechanisms means quiet motors for a smooth & discreet operation

The Mayfair Signature recliner lift chair features Backup Power Supply for user peace of mind.

The Mayfair Signature electric lift chair offers unbelievable value with its 2 Year Manufacturer's warranty on the frame integrity, workmanship and electronics.

Single vs twin vs quad motor lift chairs - what's the difference?

All ILS lift chairs have a lifting action, to support the user to stand from a seated position.

- Single motor chairs move the back rest and leg rest at the same time.
- Twin motor chairs allow the backrest and leg rest to move independently of each other, typically allowing for a greater degree of leg elevation and greater degree of recline compared to a standard single motor chair.
- Quad motor chairs allow independent movement of headrest, lumbar, backrest and footrest allowing for the greatest level of re-positioning of all chairs.

ADDITIONAL INFORMATION

Brand	Royale Medical
Max SWL	150 kg (330.6 lbs)
Seat Width	52 cm (20.4 inches)
Seat Depth	48 cm (18.8 inches)
Seat To Floor	48 cm (18.8 inches)
Back Width	76 cm (29.9 inches)
Warranty	2 Year Manufacturer's warranty on the frame integrity, workmanship and electronics.