



SKU:

ROYALE MEDICAL MAYFAIR ELECTRIC RECLINER LIFT CHAIR

\$0.00

Royale's **Luxury Mayfair** electric lift chair available exclusively in Genuine Exotic Hide Leathers represents the highest quality of Leathers available in the market. Royale sources its Leathers from the most premium Bovine Leather vendors that supply into the Luxury Fashion and Car Markets.

Featuring 3 elegant finishes in **Charcoal Black, Espresso Brown** and **Taupe Beige** will marry well in any setting and home décor.

The **Luxury Mayfair** features the option of a unique Wall-Saving Spacesaver Motor to allow positioning of the chair to be just 10 cm away from the back wall without coming into contact.

Infinite Position Dual Motors are also available on the **Luxury Mayfair** lift chair.

The **Luxury Mayfair lift chair** features a very comfortable 3 Section Waterfall Backrest Design for Optimum Comfort and Upper, Middle and Lower back support.

Quality Foams and no Sag springs provide supreme Postural Support.







Backup Power Supply.

Featuring quality Actuators and American Branded Mechanisms means quiet motors for a Smooth & Discreet Operation



Scan QR code to
view product online

VARIATIONS

Image	SKU	Price	Description	Colours
	S13431	\$2,299.99	Twin Motor Leather	Charcoal Black
	S13433	\$2,299.99	Twin Motor Leather	Taupe Beige
	S13432	\$2,299.99	Twin Motor Leather	Espresso Dark Brown
	S13428	\$1,999.99	Spacesaver Leather	Charcoal Black
	S13429	\$1,999.99	Spacesaver Leather	Espresso Dark Brown
	S13430	\$1,999.99	Spacesaver Leather	Taupe Beige

PRODUCT DESCRIPTION

Royale Medical Mayfair Electric Recliner Lift Chair

The Mayfair luxury recliner lift chair features Backup Power Supply for user peace of mind.

The Mayfair luxury electric lift chair offers unbelievable value with its 2 Year Manufacturer's warranty on the frame integrity, workmanship and electronics.

[ILS Mayfair Lift Chair Comparison](#)

Single vs twin vs quad motor lift chairs - what's the difference?

All ILS lift chairs have a lifting action, to support the user to stand from a seated position.

- Single motor chairs move the back rest and leg rest at the same time.
- Twin motor chairs allow the backrest and leg rest to move independently of each other, typically allowing for a greater degree of leg elevation and greater degree of recline compared to a standard single motor chair.
- Quad motor chairs allow independent movement of headrest, lumbar, backrest and footrest allowing for the greatest level of re-positioning of all chairs.

ADDITIONAL INFORMATION

Brand	Royale Medical
Max SWL	150 kg (330.6 lbs)
Seat Width	52 cm (20.4 inches)
Seat Depth	48 cm (18.8 inches)
Seat To Floor	48 cm (18.8 inches)
Back Width	76 cm (29.9 inches)
Length Fully Reclined	175 cm (68.8 inches)
Motor	Single, Twin
Warranty	2 Year Manufacturer's warranty on the frame integrity, workmanship and electronics.