



SKU:

KARMA ERGO LITE DELUXE WHEELCHAIR





\$1,199.99

The Karma Ergo Lite Deluxe Wheelchair is a highly portable, foldable wheelchair ideal for everyday mobility. It features ergonomic seating, antimicrobial upholstery and compact folding functionality for easy travel and storage.



Scan QR code to
view product online

VARIATIONS

Image	SKU	Price	Description	Wheelchair Type	Sizes
	S14054	\$1,199.99		Self-propelled	16"
	S14055	\$1,199.99		Transit	16"
	S13462	\$1,199.99		Self-propelled	18"
	S13875	\$1,199.99		Transit	18"

PRODUCT DESCRIPTION

The Karma Ergo Lite Deluxe is built for convenience and comfort. Its aluminium frame is ultra-lightweight, while the folding backrest and swing-away footrests support easy transport and compact storage.

Available in both transit and self-propelled models, the Ergo Lite Deluxe offers flexibility to suit different mobility and carer support needs.

Karma's patented S-Ergo seating system promotes postural alignment and pressure relief, while the Aegis Microbe Shield-treated upholstery inhibits microbial growth and odours.

Additional features include desk-length armrests and attendant brakes for safer control.

Who it's for

- For clients requiring a lightweight, portable wheelchair solution
- For therapists prescribing a lightweight wheelchair with attendant-operated brakes for enhanced control and safety

Key features

- **Ultra-lightweight aluminium frame** – simplifies lifting and handling
- **Folding backrest and frame** – for compact storage and travel
- **S-Ergo seating system** – improves comfort and reduces sliding
- **Swing-away, detachable footrests** – supports safer transfers
- **Desk length armrests** – enable closer access to tables
- **Attendant operated brakes** – improve control and safety
- **Aegis Microbe Shield upholstery** – resists bacteria, odour and moisture
- **Available in transit or self-propelled models** – to suits individual mobility or support requirements
- **Double cross braces** – reinforce frame strength and durability

ADDITIONAL INFORMATION

Max SWL	100kg (220 lbs)
Overall length	Self Prop 16" = 93cm Self Prop 18" = 93cm Transit 16" = 93.5cm Transit 18" = 93.5cm
Overall width	Self Prop 16" = 59.5cm Self Prop 18" = 64.5cm Transit 16" = 57cm Transit 18" = 61.5cm
Overall height	Self Prop 16" = 90cm Self Prop 18" = 90cm Transit 16" = 90cm Transit 18" = 90cm
Armrest height	Self Prop 16" = 21.5cm Self Prop 18" = 21.5cm Transit 16" = 21.5cm Transit 18" = 21.5cm
Backrest height	Self Prop 16" = 42cm Self Prop 18" = 42cm Transit 16" = 42cm Transit 18" = 42cm
Seat width	Self Prop 16" = 41cm Self Prop 18" = 45cm Transit 16" = 41cm Transit 18" = 45cm
Seat depth	Self Prop 16" = 42cm Self Prop 18" = 42cm Transit 16" = 42cm Transit 18" = 42cm

Floor to seat height

Self Prop 16" = 48cm

Self Prop 18" = 48cm

Transit 16" = 48cm

Transit 18" = 48cm

Folded depth

Self Prop 16" = 69.5cm

Self Prop 18" = 69.5cm

Transit 16" = 63.5cm

Transit 18" = 63.5cm

Folded width

Self Prop 16" = 28cm

Self Prop 18" = 29.5cm

Transit 16" = 28cm

Transit 18" = 429.5cm

Product weight

Self Prop 16" = 10.2 kg

Self Prop 18" = 10.3 kg

Transit 16" = 8.7 kg

Transit 18" = 8.8 kg

Wheelchair Type

Transit, Self-propelled

Warranty

5 years warranty on frame & cross brace