



SKU:

INVACARE PEGASUS PRO MOBILITY SCOOTER

\$5,499.99

The Pegasus Pro Mobility Scooter is ideal for longer trips into town or afternoons driving around the park with your grandchildren, the new ergonomically designed Pegasus PRO is a powerful upgrade to our standard Pegasus METRO model. With enhanced battery performance, superior suspension and large 12 inch wheels, the new Pegasus PRO is ideal for users who need that extra performance.



Scan QR code to
view product online

VARIATIONS





Image	SKU	Price	Description	Colors
	B10049	\$5,499.99		White
	B10050	\$5,499.99		Green
	B10051	\$5,499.99		Sapphire Blue
	B10052	\$5,499.99		Silver








Image	SKU	Price	Description	Colors
	B10053	\$5,499.99		Red
	B10054	\$5,499.99		Copper
	B10055	\$5,499.99		Beige
	B10056	\$5,499.99		Chrome

Image	SKU	Price	Description	Colors
	B10057	\$5,499.99		Electric Blue
	B10058	\$5,499.99		Polygon Red
	B10059	\$5,499.99		Carmine Red

PRODUCT DESCRIPTION

The advanced suspension system on the Pegasus PRO has been designed to bring better performance and give a smoother ride over a variety of surfaces and terrains. In addition, the Pegasus PRO features a powerful motor and pneumatic tyres to ensure that whether you are in the city or the country, you get where you need to go in comfort and style.

The Pegasus PRO has been subjected to German independent laboratory testing, ensuring that users can be confident that they are driving a scooter that adheres to the latest European Medical Device Standards. In addition, an on-board electronic speed reduction system automatically reduces speed round bends, ensuring users are confidently making safe, comfortable manoeuvres. Furthermore, a two-step disengaging lever prevents the scooter from free-wheeling if it is knocked out of drive mode. The Pegasus PRO has been built using an array of quality components, which have enabled us to make it both reliable and easy to service. The electronics and motor have additional protection to guard against water and corrosion, safeguarding the vital workings of the scooter against any unnecessary malfunctions. The top cover can also be easily removed to check the motor, batteries, electronics and cables.

Key Features

- **Finite tiller movement** - Users can easily adjust the tiller with a lever to suit their needs.
- **Ergonomic steering** - Our ergonomically designed steering system makes for easier, more responsive control.
- **Hand brake** - Ensures immediate braking if required.
- **Brake light** - Clear, bright brake lighting warns people that the scooter is slowing down.
- **Disengaging lever** - Two step disengaging lever prevents the scooter from accidentally free-wheeling.
- **Auto-speed reduction** - Automatic speed reduction reduces speed around bends for added safety.

ADDITIONAL INFORMATION

Brand	Invacare
Model	Pegasus Pro
Weight Capacity / Max SWL	160 kg
Empty Weight	136 kg
Total Length	132 cm
Driving Unit Width	65 cm
Total Height	125.5 cm
Floor to Seat Height	44 cm – 51 cm
Backrest Height	49 cm
Backrest Width	51 cm
Seat Depth	47 cm
Front/Rear Tyre Type	Pneumatic
Front/Rear Tyre Size	12' inch
Ground Clearance	10 cm
Turning Diameter	275 cm
Max Safe Slope	10 degrees
Battery Capacity/Size	2 x 12V/75Ah
Motor Capacity	550W/1300W
Charger Type	8Ah
Maximum Driving Speed	10Km/h

**Maximum Driving
Distance/Range**

52Km

Carton Size (W x L x H)

80 cm x 153 cm x 75 cm