



SKU:

I-CARE IC333 HOMECARE BED - RANGE

~~\$9,999.99~~ \$9,999.99

The I-Care IC333 Homecare Bed combines clinical-grade functionality with a home-friendly design. Its ultra-low height, full adjustability and durable build make it a reliable option for long-term care at home.



Scan QR code to
view product online

VARIATIONS





Image	SKU	Price	Description	Colour	Size
	S302366	\$9,999.99		Grey	Split Queen
	S302365	\$9,999.99		Black	Split Queen
	S11578	\$4,299.99		Grey	Long Single
	S10589	\$4,299.99		Black	Long Single





Image	SKU	Price	Description	Colour	Size
	S11570	\$4,699.99		Grey	King Single
	S9907	\$4,699.99		Black	King Single
	S10785	\$7,499.99		Grey	Double
	S15617	\$7,499.99		Black	Double

Image	SKU	Price	Description	Colour	Size
	S16616	\$7,699.99		Grey	Queen
	S10590	\$7,699.99		Black	Queen

PRODUCT DESCRIPTION

The I-Care IC333 is a premium homecare bed. While it has the features of a hospital bed, it has an appearance and practicality suited to home settings.

It provides five powered functions – backrest, leg rest, height adjustment, Trendelenburg and reverse Trendelenburg positioning – all controlled via an intuitive, backlit hand control. The bed also includes a rechargeable battery backup to maintain short-term functionality during power outages.

Its ultra-low minimum height and heavy-duty castors support safe transfers and flexible placement within the home. The breathable mattress platform, commercial-grade fabric and mattress retainer bars support comfort and hygiene over extended use.

Who it's for

- For clients who need adjustable-height positioning and independent adjustments for safe in-home care.
- For therapists wanting a functional, durable bed to support positioning and transfers for their client.

Key Features

- **Five-function electric adjustment** – supports backrest, knee break, height adjustment, Trendelenburg and reverse Trendelenburg function
- **Ultra-low minimum height** – enhances safety, especially for those at risk of falls
- **Rechargeable battery backup** – maintains short-term operation during power outages
- **Eight heavy-duty castors** – ensures mobility and positioning flexibility
- **Backlit wipeable hand control** – easy to use day or night
- **Breathable mattress platform** – supports airflow and comfort during long-term use
- **Commercial-grade fabric** – durable and easy to maintain
- **Mattress retainer bars** – helps keep mattress securely in place

ADDITIONAL INFORMATION

Brand	I-Care Medical
Max SWL	Long Single: 200kg / 441 lbs SWL King Single: 200kg / 441 lbs SWL Double: 300kg / 661 lbs SWL Queen: 300kg / 661 lbs SWL
Top of bed max height	66 cm (25.9 inches)
Top of bed min height	22 cm (8.6 inches)
Colour	Black, Grey
Warranty	Steel Frame of Bed – 10 Year Limited Warranty Actuators – 5 Year Limited Warranty Hand Piece – 2 Year Limited Warranty Control Box – 5 Year Limited Warranty Upholstered Surround and Fabric – 3 Year Limited Warranty Castor wheels – 5 Year Limited Warranty
Long single sizing details	Mattress Surface Size: 2030 x 900 Base Size: 2150 x 960
King single sizing details	Mattress Surface Size: 2030 x 1070 Base Size: 2150 x 1120
Long double sizing details	Mattress Surface Size: 2030 x 1350 Base Size: 2150 x 1400 One hand control
Queen sizing details	Mattress Surface Size: 2030 x 1500 Base Size: 2150 x 1580 One hand control